

Hewlett Packard
Enterprise

NonStop Technical Boot Camp 2023

TBC23-TB50 NonStop Performance Update 2023

Navneet Aurora
September 2023

Forward-looking statements

This is a rolling (up to three year) Roadmap and is subject to change without notice

This document contains forward looking statements regarding future operations, product development, product capabilities and availability dates. This information is subject to substantial uncertainties and is subject to change at any time without prior notification. Statements contained in this document concerning these matters only reflect Hewlett Packard Enterprise's predictions and / or expectations as of the date of this document and actual results and future plans of Hewlett Packard Enterprise may differ significantly as a result of, among other things, changes in product strategy resulting from technological, internal corporate, market and other changes. This is not a commitment to deliver any material, code or functionality and should not be relied upon in making purchasing decisions.



Agenda

NonStop NS8 X4, NS4 X4 Server updates

XP 8 (Gen 1) array results

vNS 3.1 performance update

vNS storage

Summary

Backup Slides

NS8 X4 & NS4 X4

System performance



System Physical characteristics

Intel x86 based NS8 **X4** & NS4 **X4** Servers

Component	NS7 X3	NS3 X3	NS8 X4	NS4 X4
CPU (speed/cache)	Intel x86 Skylake-61xx (3.4 GHz/19.25 MB)	Intel x86 Skylake-4xxx (1.6 GHz/11 MB)	Intel x86 Cascade Lake 62xx (3.6 GHz/24.75 MB)	Intel x86 Cascade Lake-32xx (1.9 GHz/8.25 MB)
Core (IPU) Count	2/4/6	1/2	2/4/6	1/2
Memory/CPU	256GB	64GB	256GB	64GB
Interconnect	IB 56Gbps	IB 56Gbps	IB 100Gbps	IB 100Gbps
Storage	G10 V3 CLIM - HDD, SSD	G10 V3 CLIM - HDD, SSD	G10 V4 CLIM - HDD, SSD	G10 V4 CLIM – HDD, SSD
Networking	G10 V3 CLIM 4 * 10 Gbps 1 * 1 Gbps	G10 V3 CLIM 5 * 1 Gbps	G10 V4 CLIM 4 * 10 Gbps 1 * 1 Gbps	G10 V4 CLIM 5 * 1 Gbps
Performance	1.0x	0.53x	1.07x	0.63x



System Benchmarks – NS8.6c vs NS7 X3.6c

Throughput Speedup Ratios

Order-Entry SQL/MP

1.07x

CPU/trans – 1.07x

Unchanged on L23.08

Order-Entry SQL/MX

1.10x

CPU/trans – 1.07x

Unchanged on L23.08

Java OE – T2

1.08x

CPU/trans – 1.08x

Unchanged on L23.08

Java OE – T4

1.09x

CPU/trans – 1.1x

Unchanged on L23.08



System benchmarks – NS8 X4 Core LICENSING options

Order-Entry OLTP SQL/MP benchmark

NS8 X4.2c	NS8 X4.4c	NS8 X4.6c
1.0x	1.9x	2.7x

Same Ratios as NS7 Servers



NS8 X4 OS release performance – L-Series

Benchmarks	L23.08 vs. L21.11 (speedup ratios)
Order-Entry SQL/MP	1.00x
Order-Entry SQL/MX MX	1.00x
Java™ Order-Entry (T4)	0.99x
Java™ Order-Entry (T2)	1.02x
Message System	1.00x
Disk	1.00x
TCP/IP	1.01x
EXPAND	1.00x

Ratios greater than 1 implies better performance



Java is a registered trademark of Oracle and/or its affiliates

OpenJDK (the "Name") is a trademark of Oracle America, Inc. ("Oracle") (the "Trademark Owner")

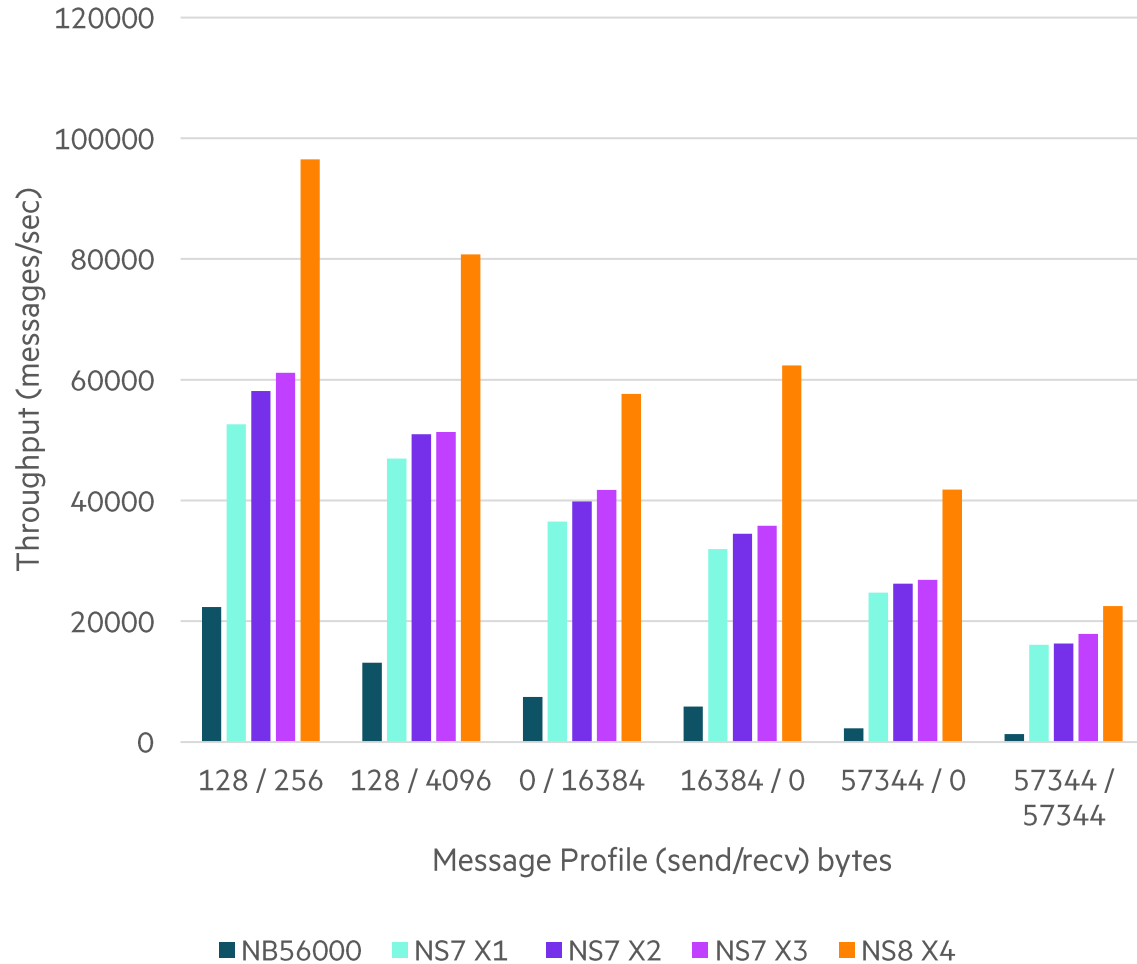
NonStop Servers

Message, Storage, Networking subsystem performance

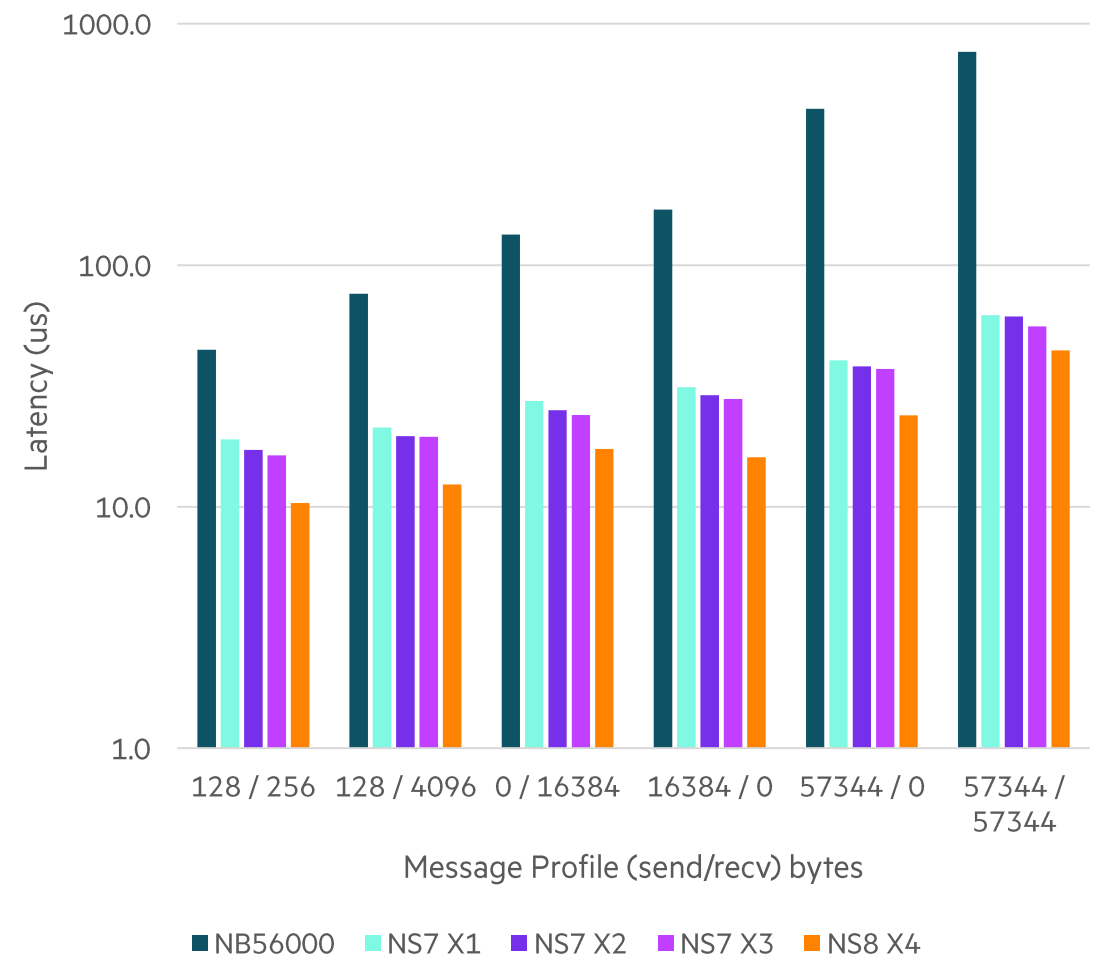


Message system – inter-processor throughput/latency comparisons

Single application inter-processor throughput

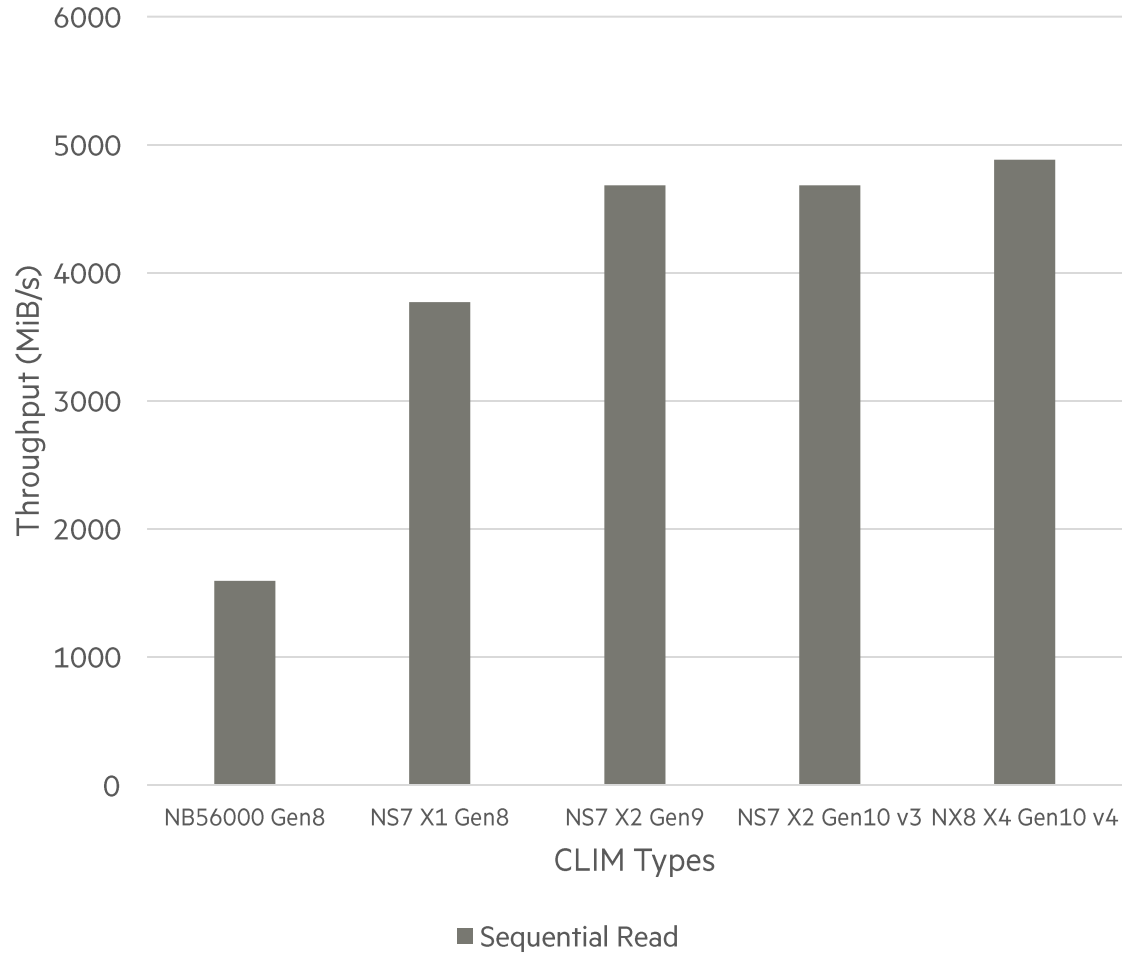


Single application inter-processor latencies

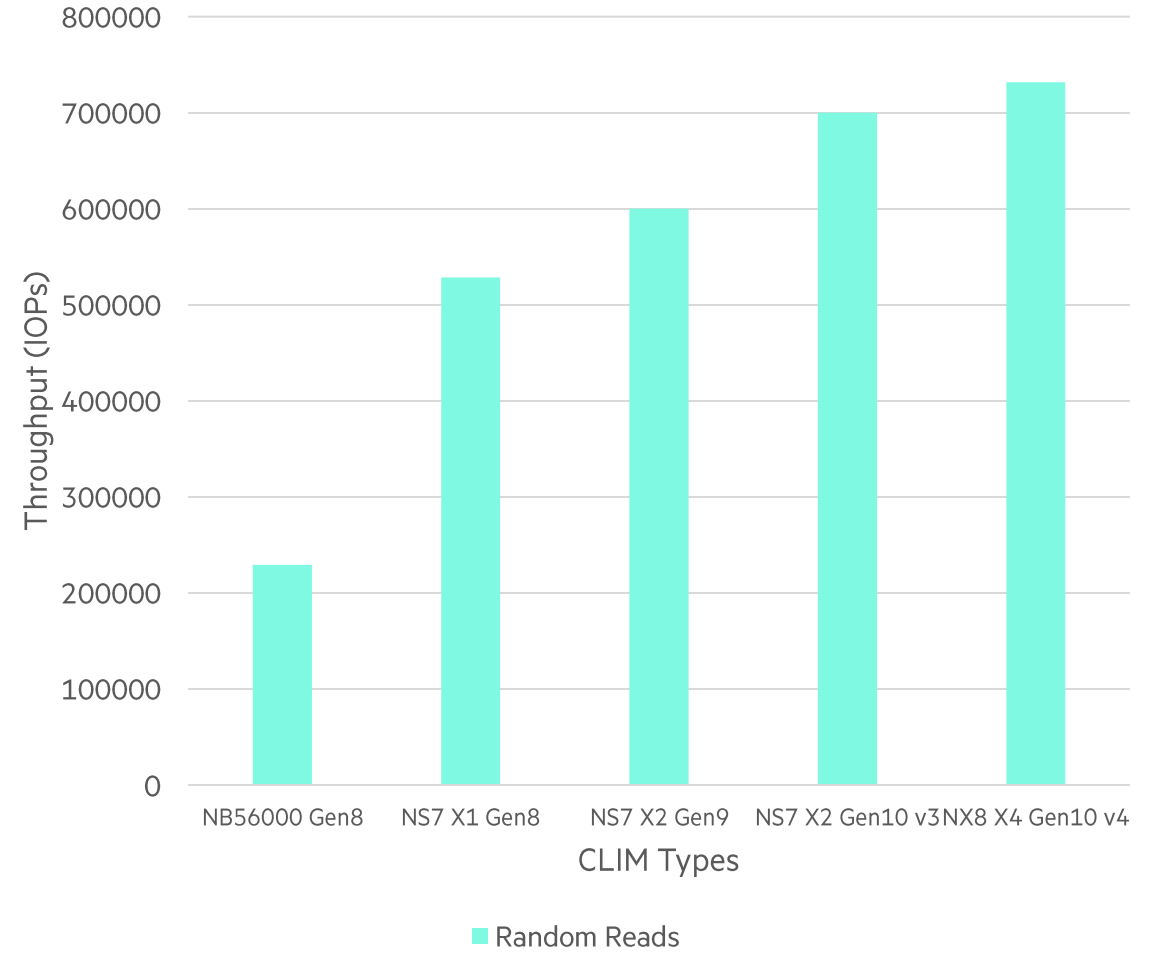


Storage CLIM – max. throughput

Sequential throughput

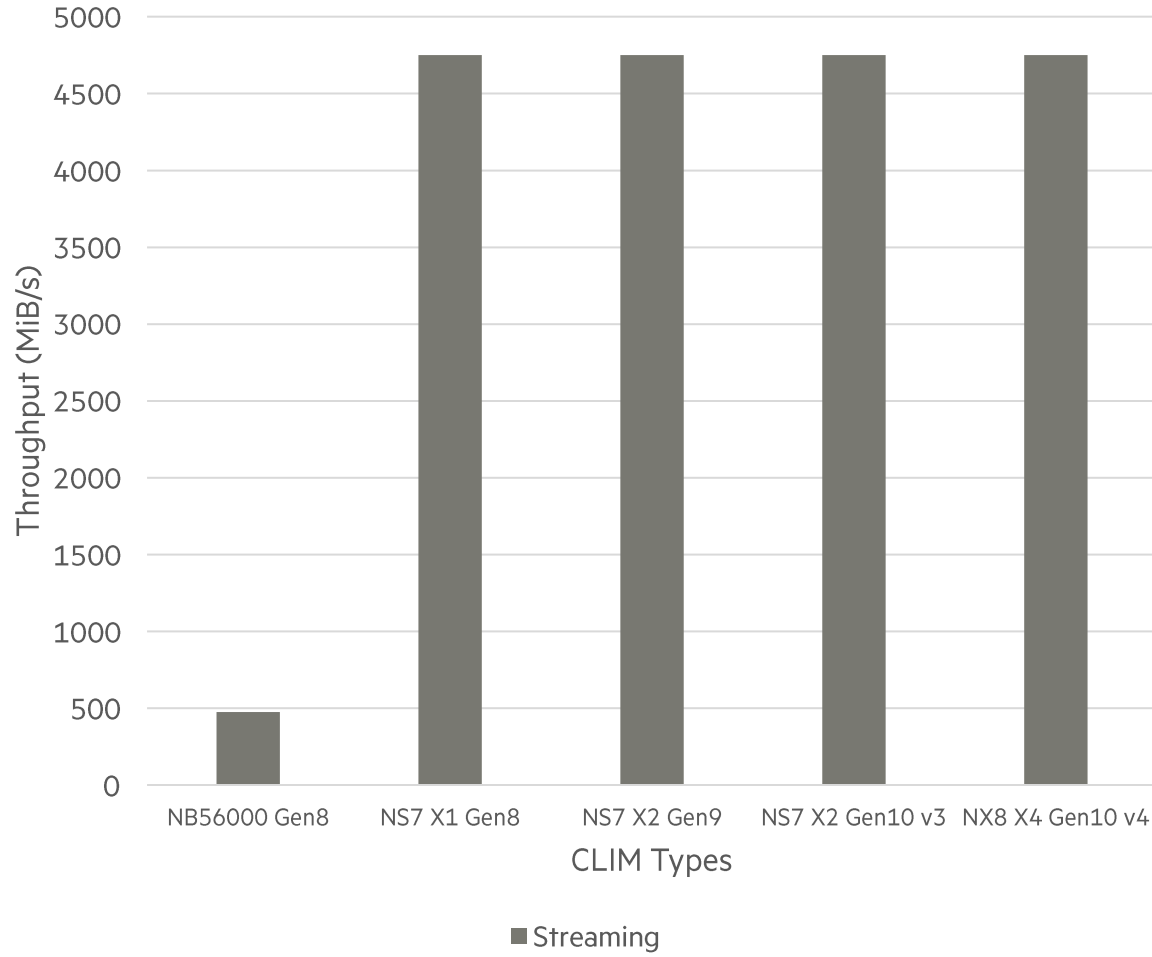


Random IO throughput

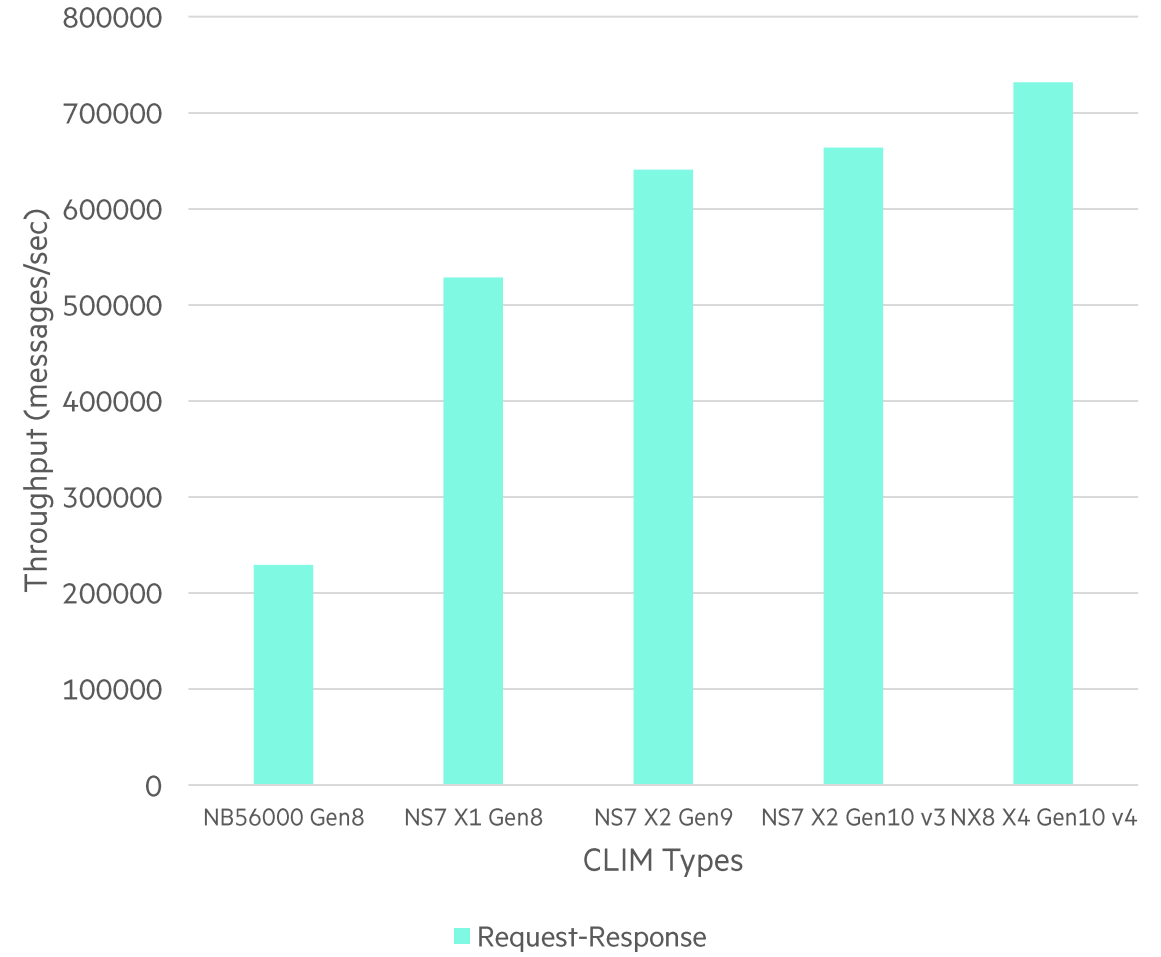


Network CLIM – max. throughput

Streaming throughput



Request-Response throughput



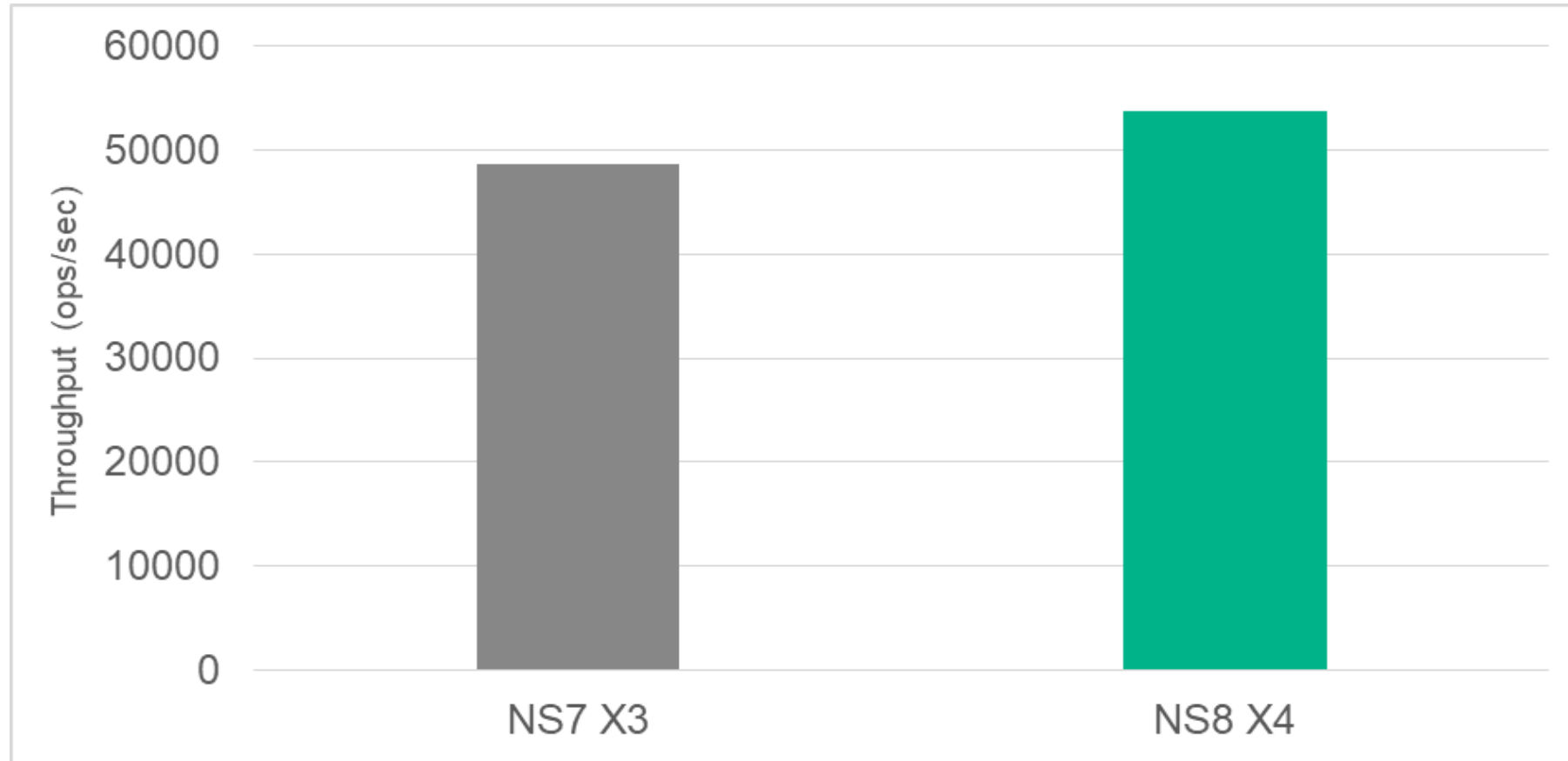
SUB system SPECIFIC PERFORMANCE

Java Performance



NS7 X3 vs. NS8 X4 JAVA™ benchmark

NSJ11 - 64 bit JVM - Single-core



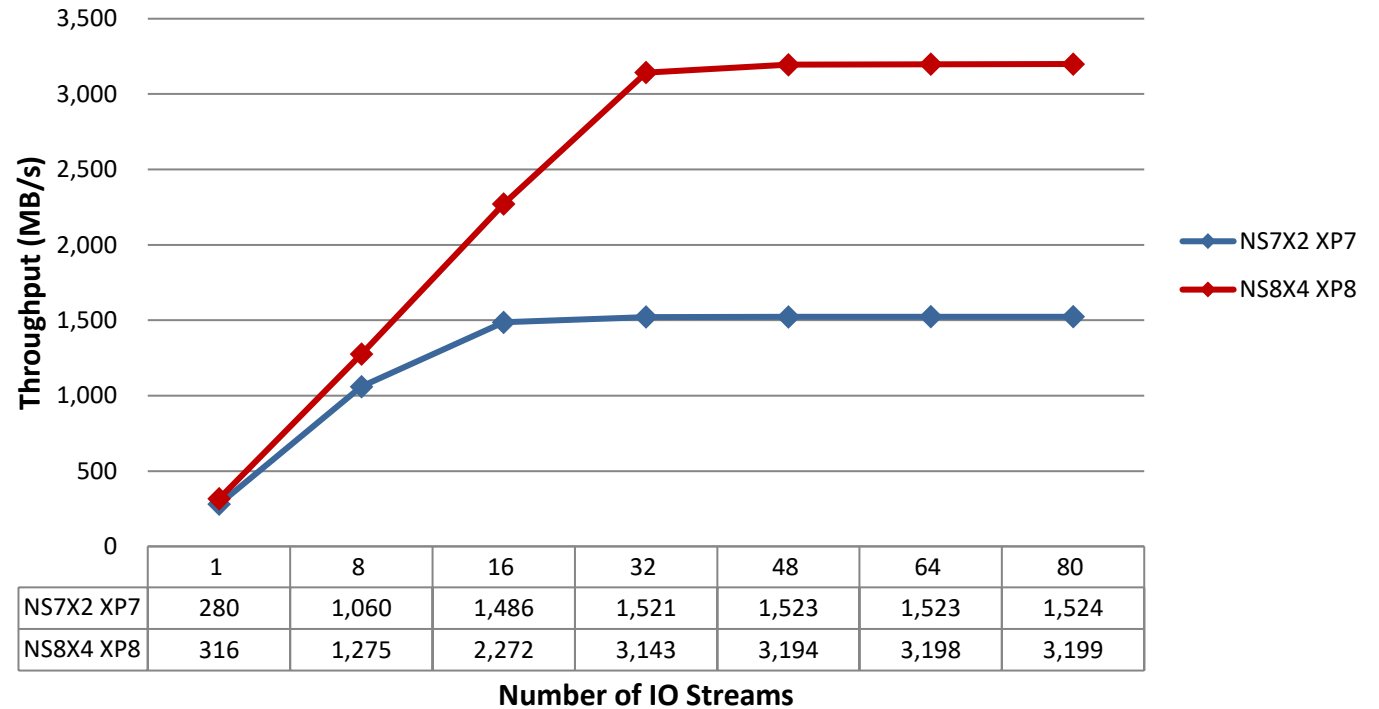
XP8 Gen1 Performance



Sequential Read (56k) Throughput

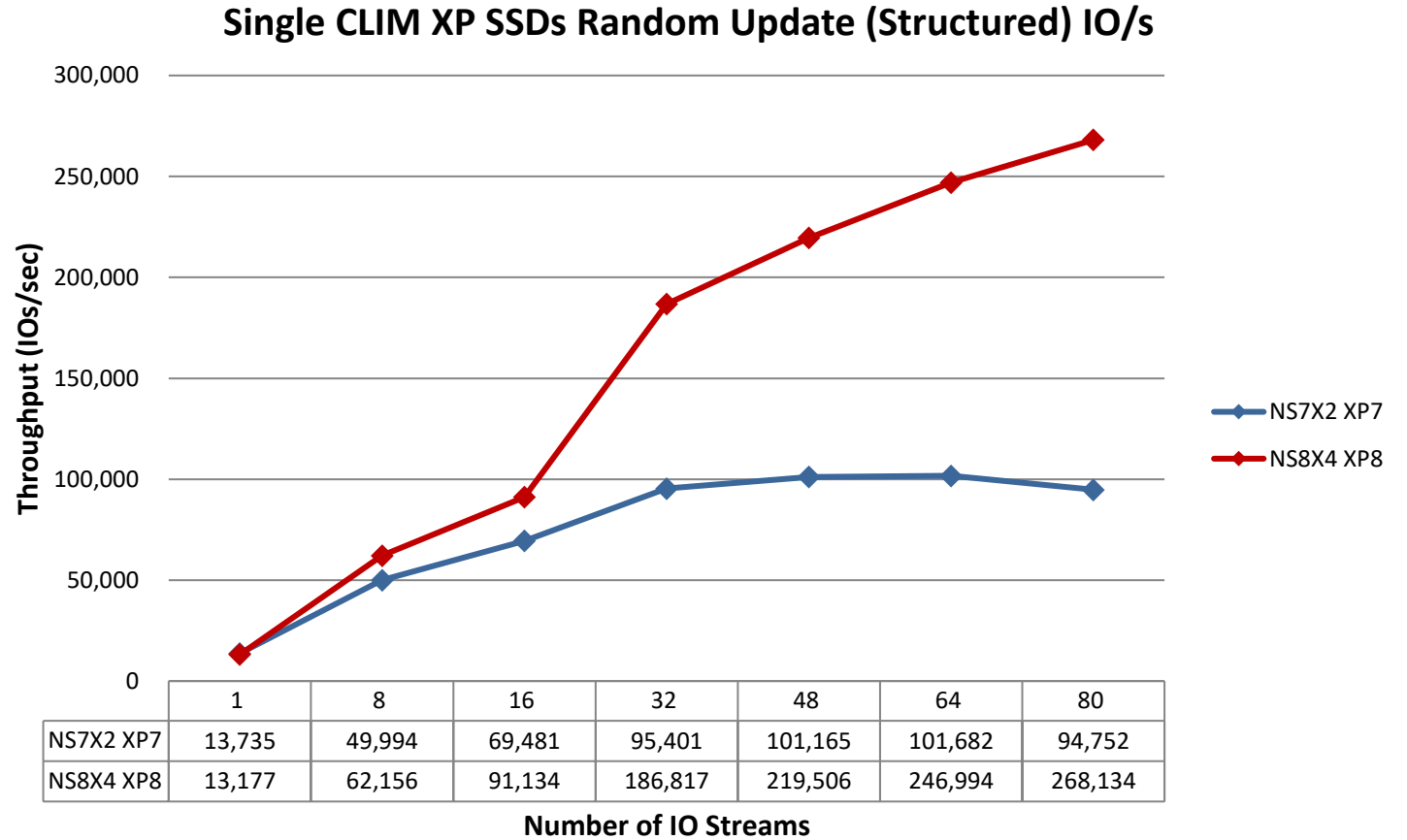
- Throughput for Sequential IOs on XP8 is almost 2x the throughput of XP7
 - 16gbps FC vs 8 gbps FC

Single CLIM XP SSDs Sequential Read (Unstructured) Throughput (MB/s)



RANDOM UPDATE (4K) THROUGHPUT

- XP8 showing about 2.5x higher random write IO throughput for the same workload compared to XP7





vNS Performance



System physical characteristics

Intel x86 vNS Performance Reference (vNS 3.1 (VMware® 7.0)) vs. NS8 X4

Component	NS8 X4	vNS (Gen 10) ¹	NS4 X4	NS2 X3
CPU (speed/cache)	Intel x86 Cascade Lake-62xx (3.6 GHz/24.75 MB)	Intel x86 Cascade Lake 62XXR (3.4 GHz/24 MB)	Intel x86 Cascade Lake-62xx (1.9 GHz/8.25 MB)	Intel x86 Skylake-4xxx (2.1 GHz/11 MB)
Core (IPU) Count	2/4/6	1/2/4/6	1/2	1/2
Memory/CPU	256 GB	256 GB	64 GB	64 GB
Interconnect	IB (100 Gbps)	ROCE (100Gbps/25Gbps)	IB (100Gbps)	ROCE (25Gbps)
Storage	G10 V4 CLIM <ul style="list-style-type: none"> Direct attach SAS SSD 	Storage vCLIM <ul style="list-style-type: none"> HPE 3Par AFA (iSCSI) MSA 2050 AFA JBOD (iSCSI) 	G10 IB CLIM - SAS HDD, SAS SSD	G10 Storage vCLIM SAS HDD (24 max.)
Networking	G10 V4 CLIM <ul style="list-style-type: none"> 4 * 10 Gbps 1 * 1 Gbps 	IP vCLIM <ul style="list-style-type: none"> 4 * 10 Gbps 1 * 1 Gbps 	G10 IB CLIM 5 * 1 Gbps	G10 IP vCLIM 5 * 1 Gbps
Software	L22.09	L22.09	L20.10	L19.08
Performance	1.0x 	0.81x	1.0x 	0.34x



System benchmarks – vNS 3.1

Order-Entry OLTP SQL/MP benchmark

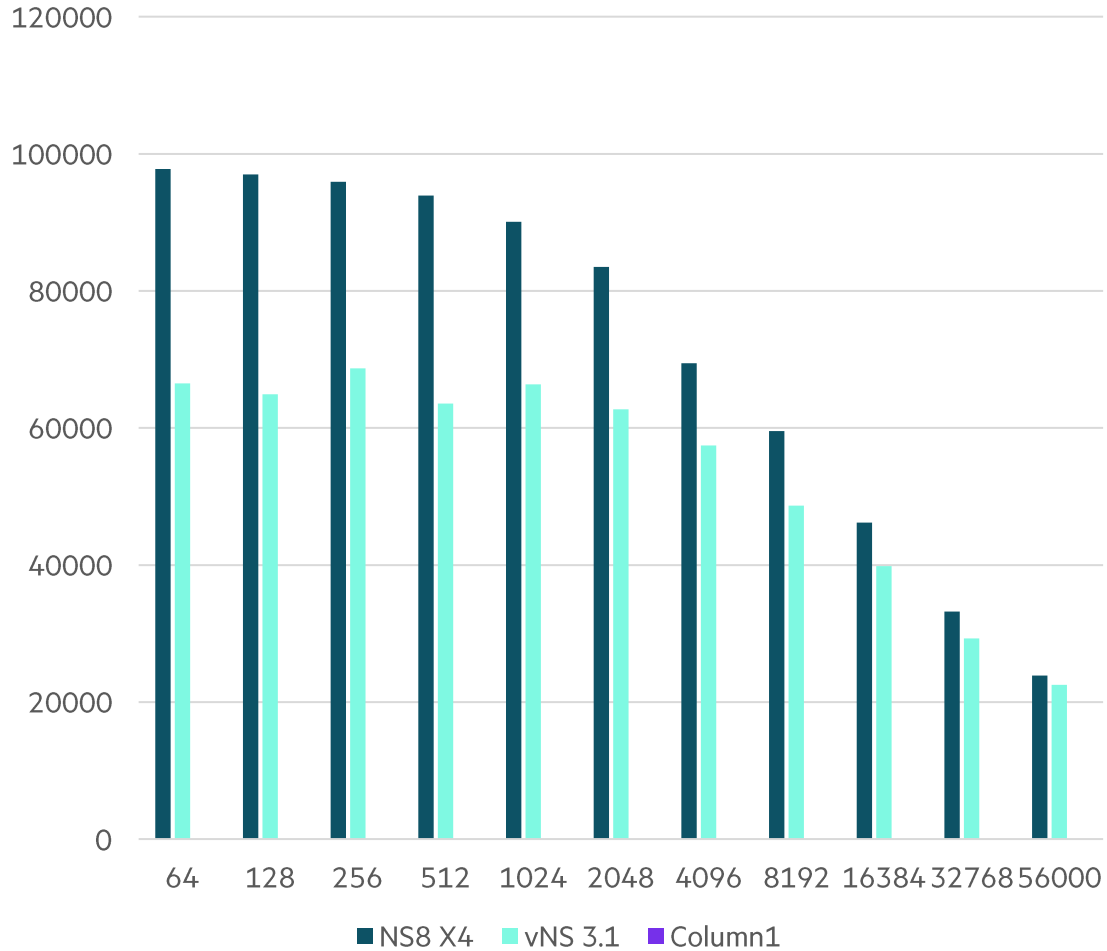
vNS 3.1.4c vs NS8 X4.4c	vNS 3.1.2c vs NS8 X4.2c
0.83x	0.81x

- 6c results expected to be the same as 4c results
- 1.0x performance gain compared to vNS 3.0
- 1.05x performance gain compared to vNS 2.3

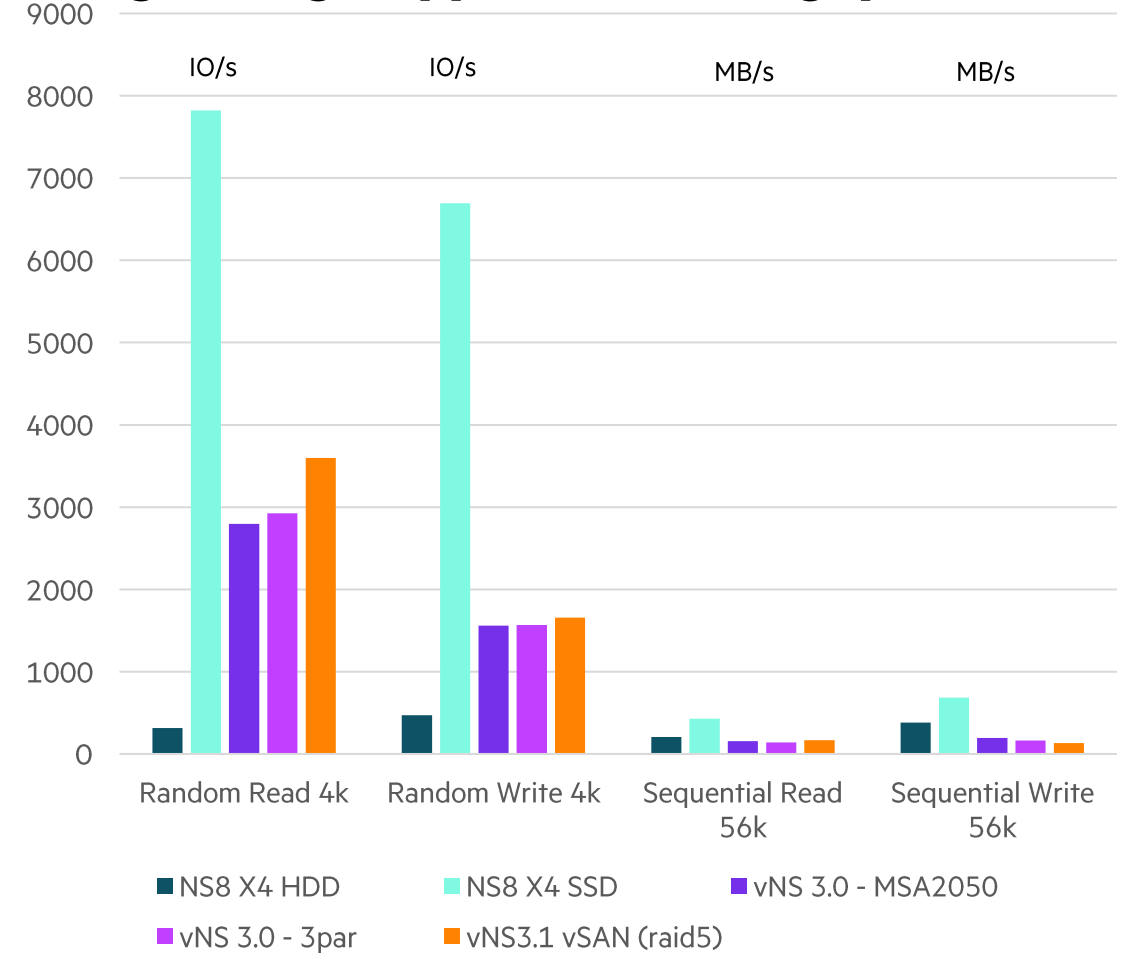


vNS atomic measurements

Message system inter-cpu message rate

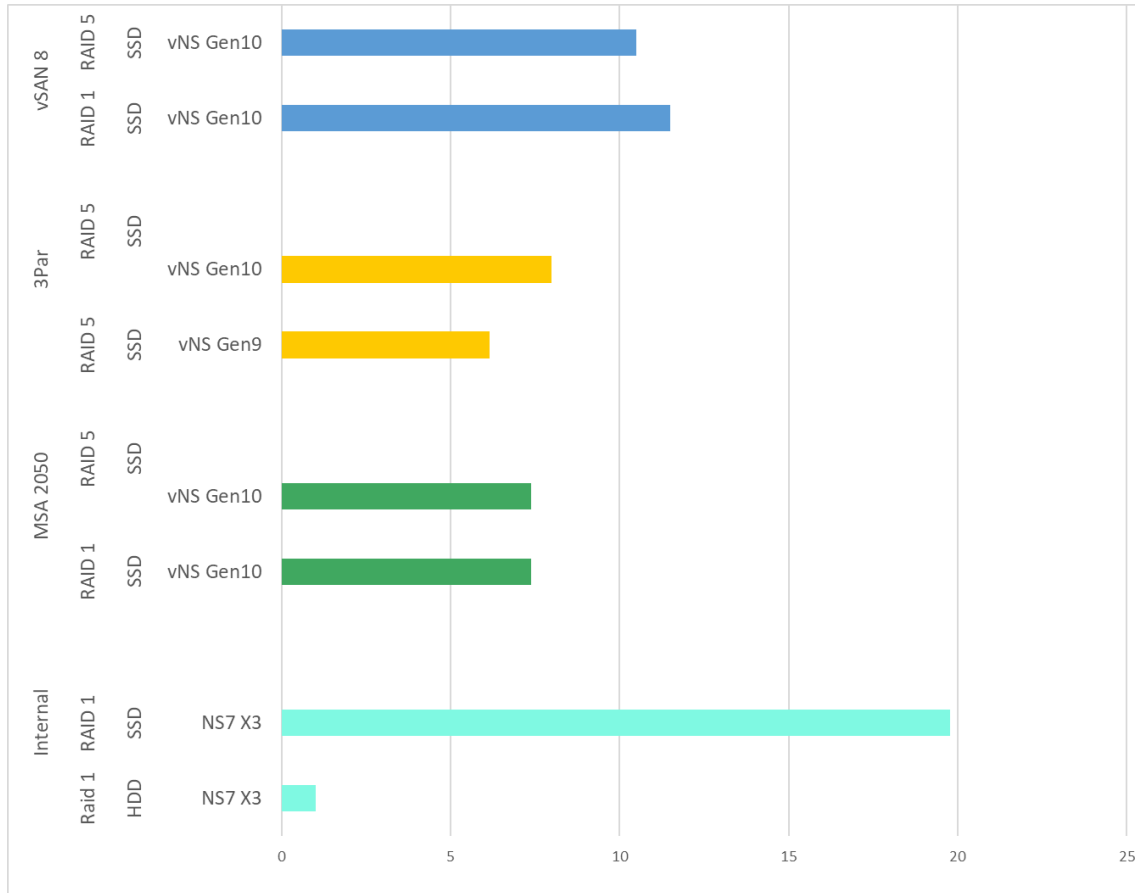


Storage – single application throughput

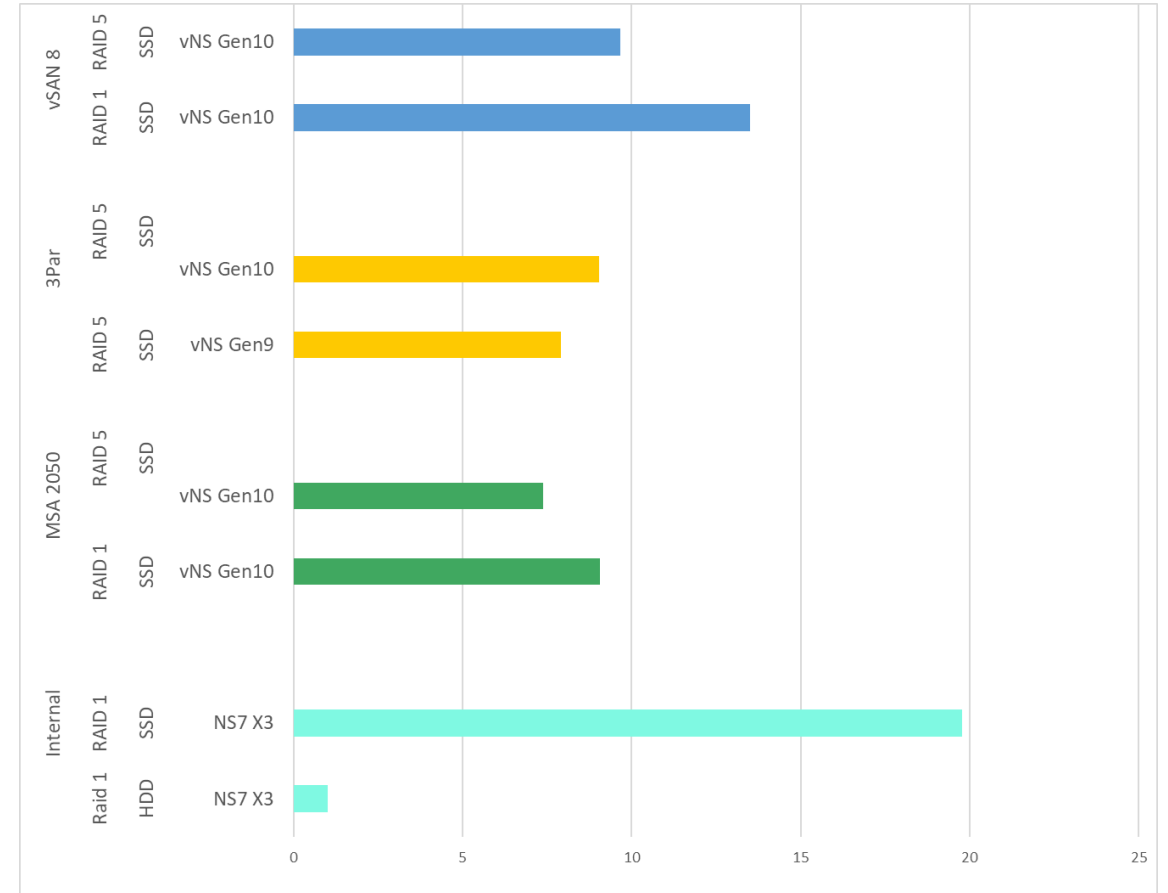


vNS Storage atomic measurements

Storage – Random Reads (4k)



Storage – Random Updates (4k)



Summary

- NS8, NS4 performance unchanged in L23.08
- XP8 performance is ~2x better than XP7
- vNS 3.1 is about 1.05x performance of vNS 2.3
- Multiple options for vNS storage; varied performance characteristics; choose carefully
- For migration to vNS; POC strongly suggested



NonStop Partnership– It’s a Beautiful Thing!



Thank you for attending this talk

TBC23-TB50 NonStop

Performance Update 2023

navneet.aurora@hpe.com



HPE Slides and Materials Usage

This content is protected

This presentation is the property of Hewlett Packard Enterprise and protected by copyright laws of the United States. The material in this presentation is provided to attendees of the NonStop Technical Boot Camp 2023 as part of their registration and attendance at the event. Attendees are free to use this material and share it with others within their own company.

This material may not be quoted, copied, communicated or shared with third parties or mutual customers without permission from HPE. To request permission to share material in this presentation outside of your company, send an email to mark.pollans@hpe.com explaining the usage you are intending and your request will be considered.

